

COMPACT SERIES 1200 VARIABLE AREA FLOWMETER

GENERAL INFORMATION

The Compact Series 1200 Flowmeter is used where space is of a premium. It is normally front of panel mounted, but can also be rear of panel mounted and supplied complete with bezel and mounting kit.

The Series 1200 Flowmeter is produced in three standard lengths:-

1200 Long, which has a flow tube length of 295mm, is for use where high resolution scale accuracy is required.

1200 Standard, which has a flow tube length of 138mm, universal standard tube length.

1200 Compact, which has a flow tube length of 93mm, is for use where space is at a premium.

The Compact 1200 Series Flowmeter will give an instantaneous flow rate of virtually any process gas or liquid.

The Compact 1200 Series Flowmeter can be supplied with either nickel plated brass, anodised aluminium alloy, or stainless steel connections.

These can be supplied with straight through, or rear facing connections, with or without integral control valves.



COMPACT SERIES 1200 FEATURES

- RANGE OF STANDARD FLOW RATES
- VALVED OR NON-VALVED VERSIONS AVAILABLE
- STRAIGHT THROUGH OR REAR FACING CONNECTIONS
- BEZEL AND MOUNTING KIT AVAILABLE FOR ALL VERSIONS
- FRICTIONLESS, HENCE LOW HEAD LOSS
- EASY TO READ SCALE
- EASY IN-SITU TUBE REMOVAL AND RE-INSTALLATION
- SUITABLE FOR FRONT, OR REAR OF PANEL MOUNTING
- POLYCARBONATE SAFETY COVER
- STANDARD OR CUSTOMISED FLOW SCALES
- ALARM POINT SIGNALS
- INTRINSICALLY SAFE VERSION
- DIRECT READING OF INSTANTANEOUS FLOW RATE
- NICKEL PLATED BRASS, ANODISED ALUMINIUM AND STAINLESS STEEL CONNECTIONS
- WIDE RANGE OF ACCESSORIES
- MINIMAL MAINTENANCE
- LONG SERVICE LIFE

COMPACT SERIES 1200 VARIABLE AREA FLOWMETER

Chassis:	Anodised aluminium to BSEN12373/AA25	Plumb Bob Floats:	Hard anodised aluminium 316 Stainless Steel
End Blocks:	Ni plated brass 303 Stainless steel Anodised aluminium alloy	Ball Floats:	Glass, Stainless steel, Ceramic, Ruby, Tungsten
Process Connections:	1/4" BSPPF, or 1/4" NPTF rear facing 1/4" BSPPF, or 1/4" NPTF straight through	Weight:	600 grams
Valve Stem:	Stainless steel	Maximum Working Pressure:	Gas: up to 20 bar g (non-shock) Liquid: up to 20 bar g (non-shock)
Cover:	Polycarbonate	Maximum Working Temperature:	60°C Nitrile 100°C Viton
Seals:	Nitrile, Viton, EPDM, etc	Accuracy:	± 5% FSD predicted ± 2% FSD series calibrated
Metering Tube:	Borosilicate glass (93mm long)		
Scale:	Permanently fired black ceramic		

AVAILABLE RANGES

1200 COMPACT SERIES 93mm TUBE LENGTH	
AIR @ 1013 mbar abs 20°C	WATER @ 20°C
5 – 50cc/min	-
10 – 100cc/min	-
25 – 250cc/min	5 – 50cc/min
50 – 500cc/min	10 – 100cc/min
100 – 1000cc/min	25 – 250cc/min
0.25 – 2.5 L/min	50 – 500cc/min
0.5 – 5 L/min	60 – 600cc/min
1 – 10 L/min	100 – 1000cc/min
2.5 – 25 L/min	
4 – 40 L/min	
10 – 100 L/min	
12 – 120 L/min	
15 – 150 L/min	

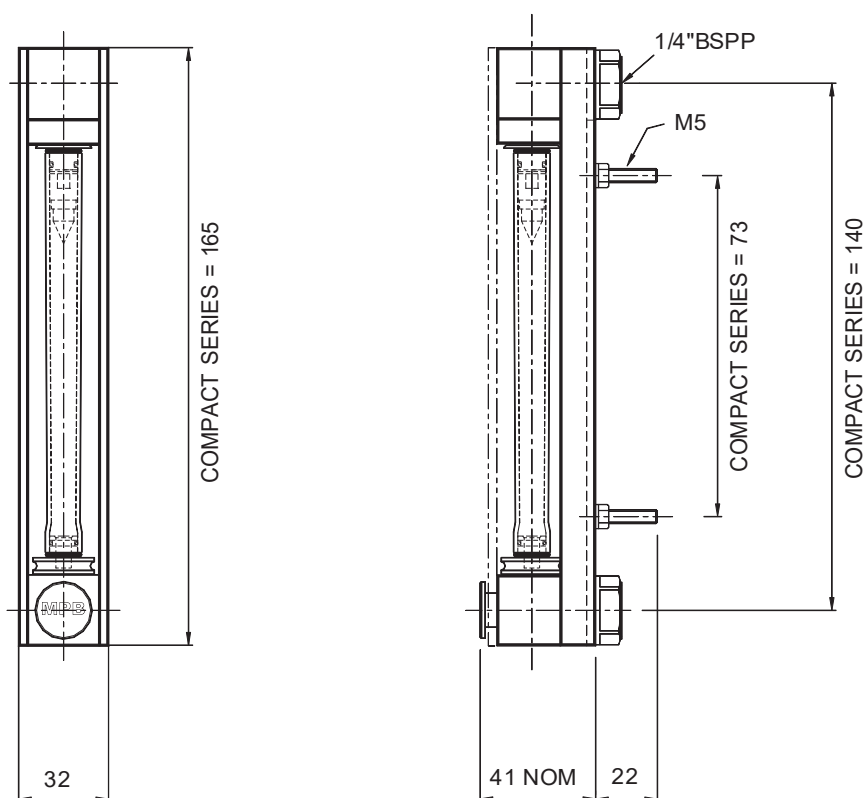
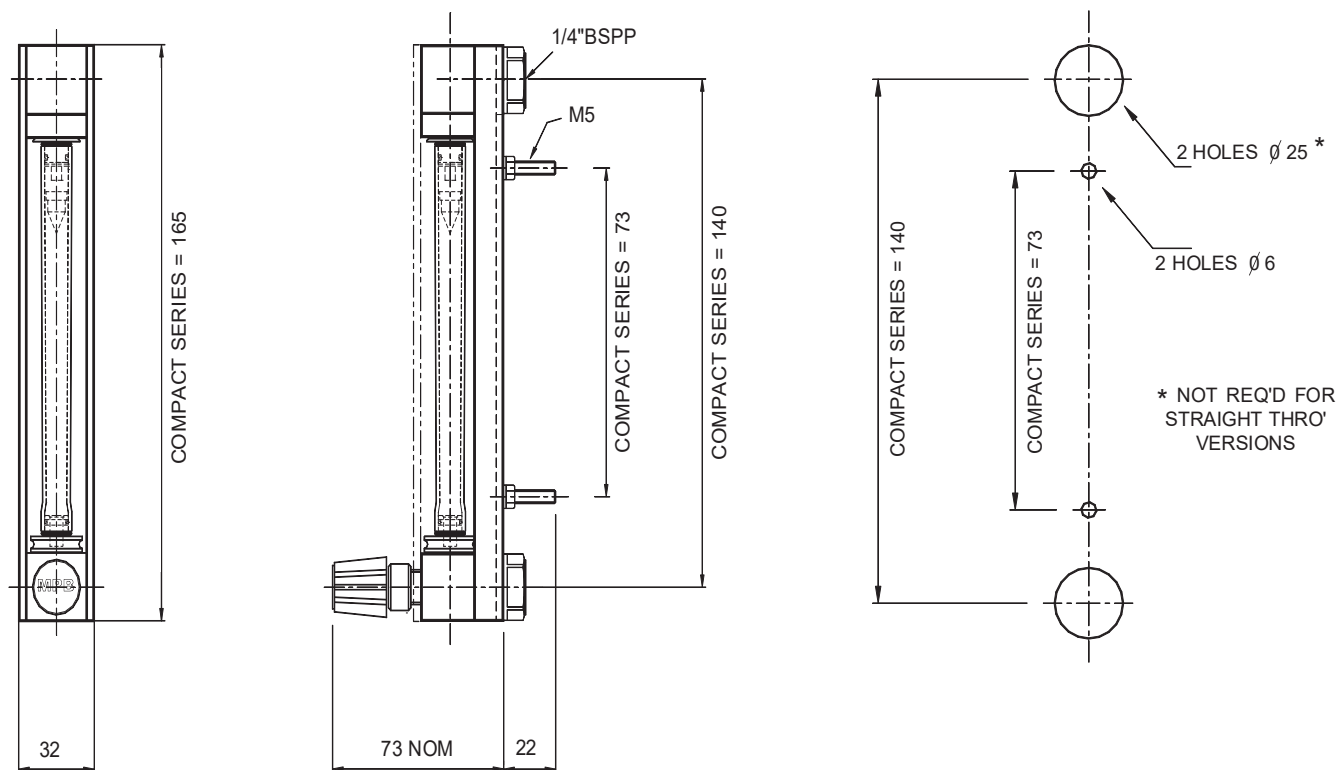
Customised flow ranges are available.
Please consult BES Flowmeters to select the required flow range for the process fluid used.

BES Flowmeters Pty Ltd
www.besflowmeters.com.au
sales@besflowmeters.com.au
Ph: (03) 5956 8685 or 0488 029 256

Due to the constant development and improvement of products, information may be altered or withdrawn without notice.

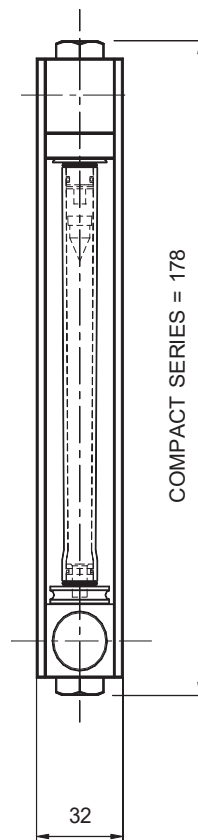
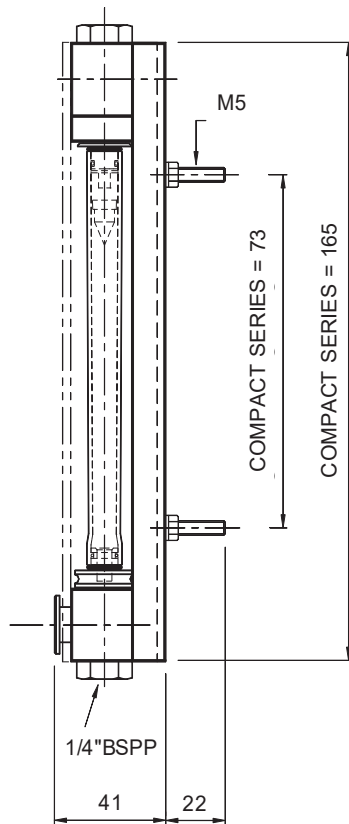
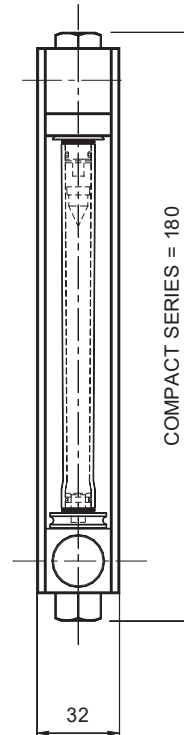
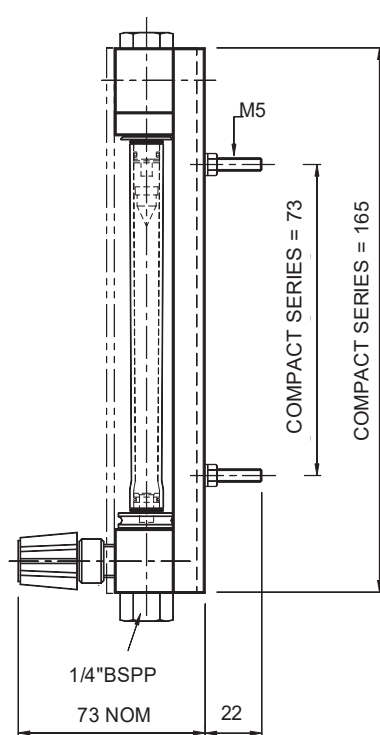
COMPACT 1200 VARIABLE AREA FLOWMETER DIMENSIONS REAR FACING VERSION

1200 SERIES-REAR ENTRY
CUTOUT DETAIL



Due to the constant development and improvement of products, information may be altered or withdrawn without notice.

COMPACT 1200 VARIABLE AREA FLOWMETER DIMENSIONS STRAIGHT THROUGH VERSION



Please contact BES Flowmeters for separate sheet detailing panel cut outs for rear of panel mounted flowmeters.

Due to the constant development and improvement of products, information may be altered or withdrawn without notice.