



PADDLE WHEEL WATER METER

Model Turbo-IR-ME

The TURBO-IR-ME uses a multi-blade plastic paddle mounted at the top of the water passage, where disturbance from solids suspended in the water is minimal, providing:

- Accurate metering in water containing solid debris
- Low head loss
- Magnetic drive



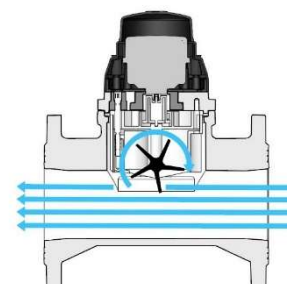
- [1] BES Water Meter Model Turbo-IR
- [2] Combination Air Valve Model C30
- [3] Strainer Model 70-F
- [4] Kinetic Air Valve Model K10
- [5] Flow Control & Pressure Reducing Valve Model IR472-RVXZ

Features & Benefits

- Universal E-Register · suits all water meters types and sizes
- Instant flow rate
- Forward and reverse flow indication
- 12 digits LCD display
- Data logging capabilities
- Fast pulse output rate
- Dry, IP68; NEMA 6P Sealed Register
- Battery lifetime · 8 years
-

Operation:

The TURBO-IR uses a multi-blade plastic paddle mounted at the top of the water passage, where disturbance from solids suspended in the water is minimal, permitting accuracy of metering in water containing up to 30% solid debris. Ideal for irrigation and waste water applications.



Technical Data

Pressure Rating:
16 bar

Operating Temperature:
Water up to 50°C

End Connections - Flanged:
ISO PN16, ANSI Class 150

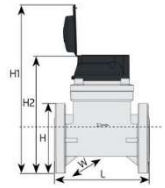
Materials

Body & Cover:
Ductile Iron

Coating:
Polyester Green

Technical Specifications

For other end connection types,
Please refer to [BES Flowmeters](#)



Size (DN)	Pattern	End Connection	Weight (Kg)	L (mm)	H (mm)	H1 (mm)	H2 (mm)	W	KV
2" ; DN50	Straight flow	Flanged	10.5	200	172.5	353.5	281.5	125	115
2½" ; DN65	Straight flow	Flanged	11.8	200	182.5	363.5	291.5	140	192
3" ; DN80	Straight flow	Flanged	15.5	225	200	381	309	160	219
4" ; DN100	Straight flow	Flanged	17.5	250	215	391	319	180	402
5" ; DN125	Straight flow	Flanged	19.5	250	245	406	334	200	584
6" ; DN150	Straight flow	Flanged	30.5	300	314	434	362	240	1059
8" ; DN200	Straight flow	Flanged	42.5	350	372	491	419	295	1826
10" ; DN250	Straight flow	Flanged	60	450	450	544	472	350	2373
12" ; DN300	Straight flow	Flanged	82.5	500	504	599	527	400	4017

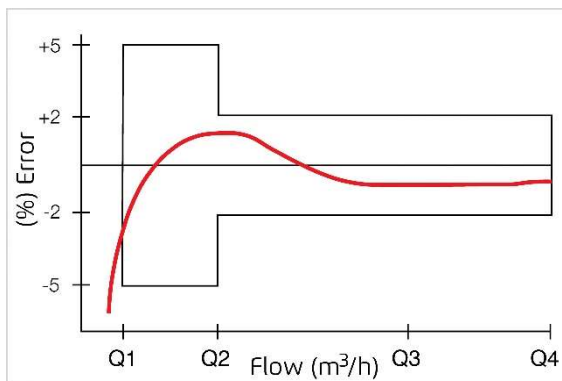
Flow Properties

Size (DN)	Accuracy	DN50	DN65	DN80	DN100	DN125	DN150	DN200	DN250	DN300	
Q @ (m³/h)		2"	2½"	3"	4"	5"	6"	8"	10"	12"	
Q1 Minimum Flow	±5%	2.8	4	6	10	14	20	36	48	64	
Q2 Transitional Flow	±2%	10.5	15	22.5	37.5	52.5	75	135	180	240	
Q3 Permanent Flow	±2%	35	50	75	125	175	250	450	600	800	
Q4 Maximum Flow (Short Time)	±2%	70	100	150	250	350	500	900	1200	1600	
Max. reading, m³		999,999					9,999,999		99,999,999		
Min. reading, liter		10							1000		

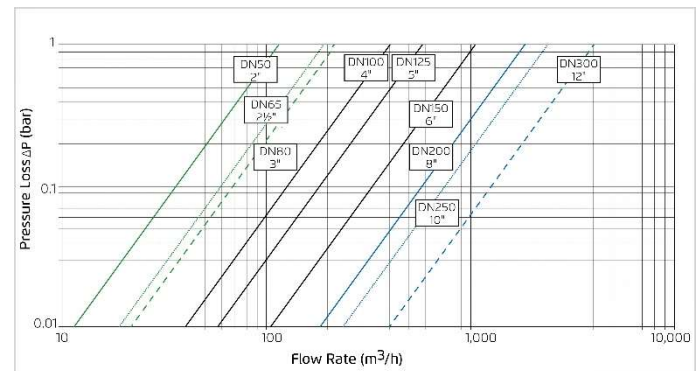
Pulse Option

Register Type	Electronic				
	One pulse per				
Size (DN)	10L	100L	1m³	10m³	100m³
1½"-2½"; DN40-65	✓	✓	✓		
3"-10"; DN80-250		✓	✓	✓	
12"; 300			✓	✓	✓

Accuracy Curve



Flow Chart



Differential Pressure & Flow Calculation

$$\Delta P = \left(\frac{Q}{Kv} \right)^2$$

Kv = m³/h @ ΔP of 1 bar
Q = m³/h
ΔP = bar



Electronic register



Turbo-IR-E Register

Output Type

Programmable open collector pulse output
Data

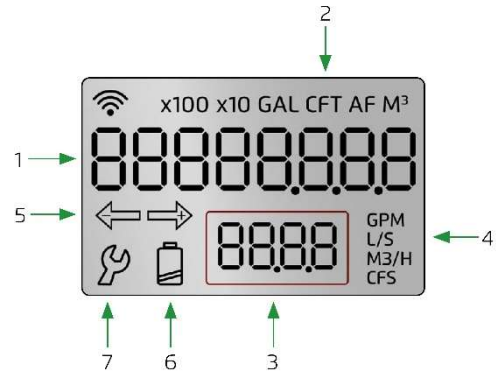
Output Cable Characteristic

Wire	Function
Red	Pulse Out
Black	GND/COMMON

Output Characteristic

Cable Length - supplied	1.5 meter
Maximum Cable Length	50 meter
Maximum Applied Voltage	35 Vdc

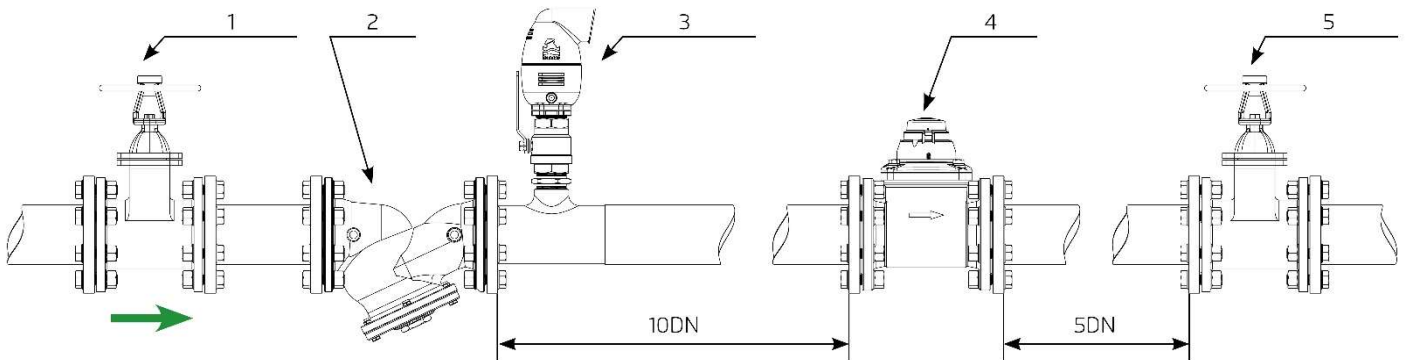
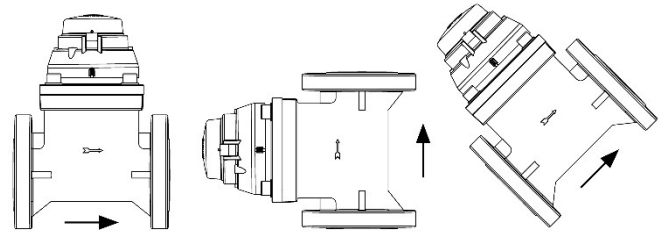
Display



Num	Description
1	Volume
2	Volume units
3	Flow rate
4	Flow rate units
5	Volume direction
6	Battery level indication
7	General warning

Installation Recommendations

- The water meter can be installed in any orientation without interfering with metrological performance.
- The arrow on water meter body must be in the same direction with the flow.
- To avoid turbulence that may interfere with accurate measurement, it is recommended to have a length of straight pipe equal to 5 diameters upstream from the water meter.
- Prior to installation, flush the line to remove debris.
- The Turbo-IR must be filled with water to operate.



1) Isolation Valve

2) Strainer

3) Air Valve

4) Turbo-IR

5) Isolation Valve

(10DN) Unrestricted pipe 10 x Dia

(5DN) Unrestricted pipe 5 x DN

www.besflowmeters.com.au

Ph: 03 59568685

The information contained herein may be changed by BES Flowmeters without notice. BES Flowmeters shall not be held liable for any errors.

February 2026